


























**TABELA KURSÓW WALUT GŁÓWNYCH**

| Kraj        | Waluta                                                                                          | Dewizy |          | Środek |
|-------------|-------------------------------------------------------------------------------------------------|--------|----------|--------|
|             |                                                                                                 | kupno  | sprzedaz |        |
| Australia   | 1 AUD          | 2.8099 | 2.9837   | 2.8968 |
| Czechy      | 1 CZK          | 0.1758 | 0.1867   | 0.1813 |
| Dania       | 1 DKK          | 0.6017 | 0.6389   | 0.6203 |
| <b>Euro</b> | <b>1 Euro</b>  | 4.4743 | 4.7511   | 4.6127 |
| Japonia     | 100 JPY        | 3.4921 | 3.7081   | 3.6001 |
| Kanada      | 1 CAD          | 3.0924 | 3.2837   | 3.1881 |
| Norwegia    | 1 NOK          | 0.4353 | 0.4622   | 0.4487 |
| <b>USA</b>  | <b>1 USD</b>   | 3.9554 | 4.2001   | 4.0778 |
| Szwajcaria  | 1 CHF          | 4.2912 | 4.5566   | 4.4239 |
| Szwecja     | 1 SEK          | 0.4354 | 0.4623   | 0.4489 |
| Węgry       | 100 HUF        | 1.2349 | 1.3113   | 1.2731 |
| W. Brytania | 1 GBP          | 5.2537 | 5.5786   | 5.4161 |

**TABELA KURSÓW WALUT EGZOTYCZNYCH**

| Kraj        | Waluta                                                                                    | Dewizy |          | Środek |
|-------------|-------------------------------------------------------------------------------------------|--------|----------|--------|
|             |                                                                                           | kupno  | sprzedaz |        |
| CHINY       | 1 CNY  | 0.6203 | 0.6586   | 0.6394 |
| Hong Kong*  | 1 HKD  | 0.5078 | 0.5392   | 0.5235 |
| Bułgaria    | 1 BGN  | 2.2923 | 2.4261   | 2.3592 |
| Izrael      | 1 ILS  | 1.2496 | 1.3262   | 1.2879 |
| Meksyk*     | 1 MXN  | 0.1852 | 0.1966   | 0.1909 |
| N Zelandia* | 1 NZD  | 2.6940 | 2.8611   | 2.7776 |
| Rosja*      | 1 RUB  | 0.0534 | 0.0567   | 0.0550 |
| RPA*        | 1 ZAR  | 0.2475 | 0.2628   | 0.2551 |
| Rumunia*    | 1 RON  | 0.9043 | 0.9597   | 0.9320 |
| Singapur*   | 1 SGD  | 2.8937 | 3.0726   | 2.9831 |
| Tajlandia*  | 1 THB  | 0.1168 | 0.1240   | 0.1204 |
| Turcja*     | 1 TRY  | 0.2943 | 0.3112   | 0.3028 |
| Chorwacja   | 1 HRK  | 0.5952 | 0.6315   | 0.6134 |

SPOT : 12/6/2021

**TABELA KURSÓW CROSSOWYCH**

| Para          | Dewizy  |          | Środek  |
|---------------|---------|----------|---------|
|               | Kupno   | Sprzedaz |         |
| <b>EURUSD</b> | 1.0972  | 1.1651   | 1.1312  |
| <b>EURGBP</b> | 0.8261  | 0.8772   | 0.8517  |
| <b>EURCHF</b> | 1.0114  | 1.0740   | 1.0427  |
| <b>EURHUF</b> | 351.38  | 373.27   | 362.33  |
| <b>EURJPY</b> | 124.28  | 131.98   | 128.13  |
| <b>EURRON</b> | 4.7994  | 5.0989   | 4.9491  |
| <b>EURSEK</b> | 9.9680  | 10.5853  | 10.2766 |
| <b>EURCAD</b> | 1.4034  | 1.4903   | 1.4469  |
| <b>EURCZK</b> | 24.6817 | 26.2156  | 25.4486 |
| <b>EURCNH</b> | 6.9967  | 7.4301   | 7.2134  |
| <b>GBPUSD</b> | 1.2883  | 1.3681   | 1.3282  |
| <b>USDCHF</b> | 0.8941  | 0.9494   | 0.9218  |
| <b>GBPCHF</b> | 1.1875  | 1.2611   | 1.2243  |